



## Asish Mondal\*, Deepta Chakravartty and Sufia Zaman

Department of Oceanography, Techno India University, Salt Lake campus, Kolkata, India

**Dates:** Received: 17 March, 2017; Accepted: 08 June, 2017; Published: 12 June, 2017

\*Corresponding author: Asish Mondal, Department of Oceanography, Techno India University, Salt Lake campus, Kolkata, India, Tel: +91 9007806599; E-mail: asish177@gmail.com

**Keywords:** *Mystus vittatus*, food habit, prey electivity, growth, low saline water

<https://www.peertechz.com>

## Research article

# Feeding Ecology with Prey Electivity and Growth Performance of Indigenous Asian Striped Dwarf Catfish, *Mystus Vittatus* (Bloch, 1794) in Low Saline Earthen Ponds of Indian Sundarbans

## Abstract

Feeding ecology with prey preferences and fish growth of *Mystus vittatus* (Bloch, 1794) reared in low saline earthen polyculture ponds in Sundarbans were studied for 11<sup>th</sup> months during July, 2015 to June, 2016. Locally available wild collected mixed bagrid juveniles (4.3±0.14 cm, 1.20±0.99 g) including *M. vittatus* were stocked @ 1000 juveniles ha<sup>-1</sup>. No commercial feed or fertilizer was applied following common practice. According to the order of dominance the existing food items in water recorded were Chlorophyceae, Myxophyceae, Bacillariophyceae, Insect parts and larvae, Fish parts & larvae, Rotifers and Cladocera, Copepods and Crustacean larvae. Feeding intensity in terms of stomach fullness upgraded with increasing body weight of fish. The major food constituents in stomach were Copepods followed by Bacillariophyceae, Fish parts and larvae, Insect parts and larvae, unidentified organic matter, Chlorophyceae, Myxophyceae, Rotifers & Cladocera and Crustacean larvae. Prey electivity analysis indicated significantly active selection of Copepods (+0.53±0.05) and Bacillariophyceae (+0.31±0.06). Fish parts and larvae (+0.17±0.11), Insect parts (+0.06±0.07) and larvae and Crustacean larvae (0.02±0.17) were positively selected but not significant. *M. vittatus* is an omnivorous fish and almost prefer zooplanktons. *M. vittatus* was attained average body weight 26.50±1.20g (13.6±0.19cm) with mean specific growth rate of 0.96±0.19 % day<sup>-1</sup> at harvest. Bagrid catfish performed isometric growth ( $W=0.0127L^{2.98}$ ) and good condition factor (1.14±0.046) indicating sufficient of natural food materials in water. Health status of *M. vittatus* in low saline polyculture ponds is good.

## Background

Asian striped dwarf catfish, *Mystus vittatus* (Bloch, 1794), locally known as “Bujuri Tangra or Mitha Tangra”, is an economic important target small bagrid for small-scale fisherman occurring in the eastern and northeastern regions of India. Due to its high nutritive value and great consumer preference, it has good market demand [1-3]. This bagrid is very common in ponds and estuary all over India as well as widely distributed throughout the Indian subcontinent including Pakistan, Nepal, Malaysia, Sri Lanka and Bangladesh [4,5]. Recently it has also got its entry in ornamental fish markets of India [6] and has been reported to have moderate export price too [7].

Food is one of the important factors promoting growth and enriching the biochemical composition of fishes and helps to find the distribution of a fish population which is

highly essential for successful management of any fishery [8]. Understanding of food and feeding habits of the different species is necessary for the proper management of their culture. The success of good scientific planning and management of various fish species largely depends on the knowledge of their biological aspects in which food and feeding habits include a valuable portion [9]. Study of food and feeding habit of fishes have manifold importance in fishery biology and in fisheries management programme [10]. The direct observation of fish feeding behavior or the stomach content analysis of fish can serve as good tool for fish feeding analysis [11]. Quantitative and qualitative changes in fish food during the life span are useful tools to define the diet of a particular fish species [12]. Fish feeding is selective, but it can vary according to availability of food in environment, which means that fish feeding habits are extremely adaptable where fish can use food item readily available in the environment [13]. The study of food selectivity determines the most frequently consumed prey and relative

importance of different food types to fish nutrition and quantify the consumption rate of the individual prey types [14].

Previous reports from India [15,16] and Bangladesh [17] reported food and feeding habit of *M. vittatus* occurring in freshwater and coastal water. There is no information on growth performances and feeding ecology of the species from low saline ponds of Sundarbans in spite of being a highly potential and ecologically important area where *M. vittatus* is abundantly available and forms a commercially important species. This study aimed to assess feeding ecology along with prey selectivity and growth of *M. vittatus* in low saline earthen ponds of Indian Sundarbans.

## Methodology

The study was conducted at Madhabnagar village (lat. 21.787003–21.791785°N, long. 88.353365–88.356938°E) of Patharpratima block in South 24 Parganas district of West Bengal, India during July, 2015 to June, 2016 in three low saline earthen ponds covering area of 350–450 m<sup>2</sup> each. This area exits within the Hooghly–Matla estuarine complex popularly known as ‘Sundarbans’. One house hold farmers allowed to authors to collect water and fish samples. All fishes of previous year were harvested by the drag net. Ponds were prepared with lime @ 200 kg ha<sup>-1</sup> and farm yard manure @ 500 kg ha<sup>-1</sup> as per traditional practice. With the onset of monsoon during June end, ponds became filled with rain water up to depth of 130 cm within two weeks.

Locally available wild collected mixed bagrid catfish juveniles (4.3±0.14 cm, 1.20±0.99 g) including *M. vittatus* were stocked @ 1000 juveniles ha<sup>-1</sup>. Commercial fish feed and fertilizer not applied; farm yard manure @ 150 kg ha<sup>-1</sup> was applied monthly. Both fish and water samples were collected monthly during morning in between 08.00 A.M to 09.00 A.M hours and carried to laboratory in ice boxes for subsequent analysis.

Water quality parameters were measured following standard methods [18]. Water temperature and pH were determined using a digital multi-meter (model deluxe 191E). Salinity was recorded using a refractometer (ATAGO, Japan). Dissolved oxygen (DO) was analyzed using modified Winkler’s method and total alkalinity was determined through titration. Nitrogenous metabolites like nitrite-nitrogen (NO<sub>2</sub>-N) and ammonia-nitrogen (NH<sub>3</sub>-N) and nutrients like nitrate-nitrogen (NO<sub>3</sub>-N) and phosphate-phosphorus (PO<sub>4</sub>-P) concentrations were determined using a digital double-beam spectrophotometer(model UV2310; Tech comp). Plankton samples were collected monthly during midday by filtering 50 L of water through bolting silk plankton net (mesh size 64 μm). Plankton concentrates were immediately preserved in 5% buffered formalin and one ml aliquot were then placed into Sedgwick-Rafter counting cell. Plankton constituents were identified and counted [19,20]. Other suspended constituents were also estimated.

Before gravimetric measurements, the stomach of fish were removed intact by cutting above the cardiac and below the pyloric sphincters and preserved in a vial with 4% formalin.

The stomach fullness degree was assessed by visual estimation and classified as gorged, full, 3/4 full, 1/2 full, 1/4 full little and empty [21]. The data have then been used to calculate the monthly fullness index (FI) by determining the percentage of feeding intensity using the following formula:

$$FI = \frac{\text{Numer of gut with same degree of fullness}}{\text{Total number of gut examined}} \times 100$$

The stomach contents were transferred into fixed volume of 4% formalin solution. From every vial, one ml aliquot was placed into Sedgwick–Rafter counting cell and constituents were identified and counted [19,20].

Stomach content analysis has been performed following percentage occurrence methods [22]. The dominant food items of water and stomachs were categorized as Bacillariophyceae, Myxophyceae, Chlorophyceae, Copepods, Insect parts and larvae, Rotifers and cladocera, Crustacean larvae, Fish parts and larvae, Unidentified materials.

The percentage compositions of food types in the stomach falling under different groups were then compared with that of fish ponds to evaluate prey preferences. Prey preferences were determined by Ivlev Electivity Index using the formula [23]:

$$E = \frac{r - p}{r + p}$$

Where, r=percentage of dietary item in ingested food, p=percentage of prey in the environment.

Ten fishes from each three ponds were collected during 2<sup>nd</sup> week of each month i.e. 30 fish in a month and total 330 fish were collected and analyzed throughout the study period. Gravimetric data such as total length (TL, cm) was recorded using a slide caliper and body weight (W, g) was measured using a digital electronic balance. Daily weight gain (DWG) was calculated using the formula:

$$DWG = \frac{W_f - W_i}{t}$$

Where  $W_f$  and  $W_i$  are the average final and initial weight in time  $t$ .

Specific growth rate (SGR) was calculated using the following equation given by Brown [24]:

$$SGR = \frac{\ln w_f - \ln w_i}{t} \times 100$$

Where  $W_f$  and  $W_i$  are the average final and initial weight in time  $t$ .

The mathematical relationship between length and weight was calculated using the conventional formula [25]:

$$W = a.TL^b$$

Where  $W$  is fish weight (g),  $TL$  is total length (cm), ‘ $a$ ’ is the proportionality constant and ‘ $b$ ’ is the isometric exponent. The parameters ‘ $a$ ’ and ‘ $b$ ’ were estimated by non-linear regression analysis.

Fulton's condition equation was used to find out the condition factor as [26]:

$$K = \frac{\bar{W}}{(\bar{TL})^3} \times 10^2$$

Where  $K$  is the condition factor,  $\bar{W}$  is the average weight (g) and  $\bar{TL}$  is the average total length (cm)

Differences in growth parameters of fish and water quality parameters among ponds were determined by analysis of variance with the General Linear Model procedure using SPSS for Windows v.17.0 programme (SPSS Inc Chicago IL USA). Duncan's Multiple Range Test [27] was used for comparison of ponds. All data are expressed as mean  $\pm$  standard error (SE).

## Results

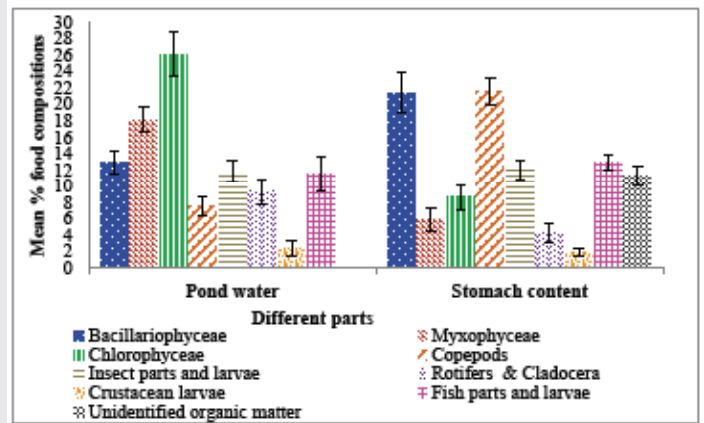
The water quality parameters of three ponds are presented in table 1. Average water quality parameters between the ponds during the rearing period were 20.5 to 31.5°C for temperature; 7.50 to 8.85 for pH; 1.50 to 5.05 ppt for salinity; 6.04 to 7.39 mg L<sup>-1</sup> for dissolved oxygen; 120 to 165 for alkalinity; 12.45 to 18.45 µg L<sup>-1</sup> for NO<sub>2</sub>-N; 28.21 to 38.44 µg L<sup>-1</sup> for NH<sub>4</sub>-N; 89 to 104 µg L<sup>-1</sup> for NO<sub>3</sub>-N and 27.23 to 38.55 µg L<sup>-1</sup> for PO<sub>4</sub>-P. Phytoplankton density (16.22 $\pm$ 1.94/L<sup>-1</sup>  $\times$ 10<sup>3</sup>) was significantly higher in pond 2 than others. Significantly greater density (3.05 $\pm$ 0.24/L<sup>-1</sup>  $\times$ 10<sup>3</sup>) of zooplanktons was observed in pond 1 than others.

Mean percentage occurrences of planktonic and other suspended food materials in pond water and stomach are presented in figure 1. Monthly percentage occurrences of planktonic food materials in pond water are presented in figure 2. According to the order of dominance the prey groups recorded were Chlorophyceae (26.06 $\pm$ 2.71%), Myxophyceae (18.19 $\pm$ 1.53%), Bacillariophyceae (12.89 $\pm$ 1.40%), Insect parts and larvae (11.84 $\pm$ 1.22%), Fish parts and larvae (11.49 $\pm$ 1.10%), Rotifers and Cladocera (9.37 $\pm$ 1.52%), Copepods (7.59 $\pm$ 1.11%) and Crustacean larvae (2.49 $\pm$ 0.93%).

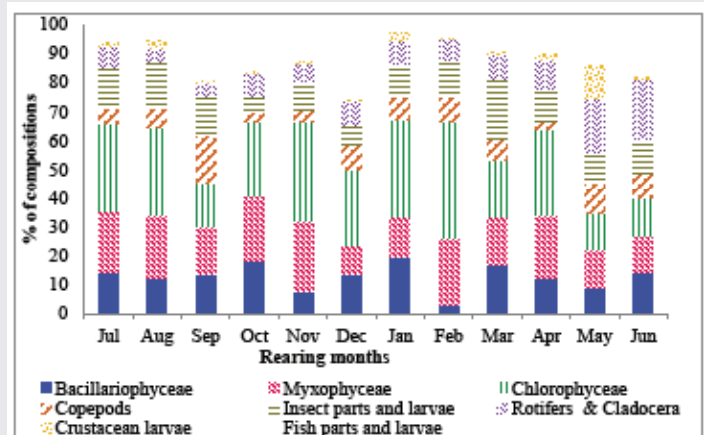
**Table 1:** Water quality parameters of three low saline homestead polyculture ponds used for *Mystus vittatus* rearing in Sundarban

Water parameters	Pond- 1	Pond- 2	Pond- 3
Water temperature (°C)	26.8 $\pm$ 1.02	26.1 $\pm$ 1.64	26.5 $\pm$ 1.94
pH	8.08 $\pm$ 0.23 <sup>a</sup>	7.08 $\pm$ 0.31 <sup>c</sup>	7.17 $\pm$ 0.25 <sup>b</sup>
DO (mg L <sup>-1</sup> )	6.06 $\pm$ 0.42 <sup>a</sup>	5.92 $\pm$ 0.52 <sup>b</sup>	5.79 $\pm$ 0.52 <sup>c</sup>
Salinity(ppt)	2.92 $\pm$ 0.54	3.02 $\pm$ 0.37	2.98 $\pm$ 0.55
Alkalinity	155.9 $\pm$ 4.25 <sup>b</sup>	157.9 $\pm$ 3.51 <sup>a</sup>	150.00 $\pm$ 5.23 <sup>c</sup>
NO <sub>2</sub> -N (µg L <sup>-1</sup> )	16.45 $\pm$ 5.83	15.95 $\pm$ 5.62	16.99 $\pm$ 6.63
NH <sub>4</sub> -N (µg L <sup>-1</sup> )	32.76 $\pm$ 5.61	31.19 $\pm$ 7.91	34.89 $\pm$ 6.27
NO <sub>3</sub> -N (µg L <sup>-1</sup> )	97.12 $\pm$ 15.01	96.66 $\pm$ 11.04	94.97 $\pm$ 8.14
PO <sub>4</sub> -P (µg L <sup>-1</sup> )	32.07 $\pm$ 13.43	31.98 $\pm$ 11.98	31.97 $\pm$ 12.74
phytoplankton (numbers/L <sup>-1</sup> $\times$ 10 <sup>3</sup> )	14.48 $\pm$ 1.62 <sup>c</sup>	16.22 $\pm$ 1.94 <sup>a</sup>	14.75 $\pm$ 1.73 <sup>b</sup>
Zooplankton (numbers/L <sup>-1</sup> $\times$ 10 <sup>3</sup> )	3.05 $\pm$ 0.24 <sup>a</sup>	2.96 $\pm$ 0.33 <sup>b</sup>	2.88 $\pm$ 0.17 <sup>c</sup>

Means bearing different superscripts indicate statistically significant differences in a row ( $p < 0.05$ ); Values are expressed as mean  $\pm$  SE (n=10 for each impoundments every month)



**Figure 1:** Average percentage occurrences of different food materials in pond water and fish stomach of indigenous striped dwarf catfish (*Mystus vittatus* Bloch, 1794) were showed in low saline earthen ponds.



**Figure 2:** Percentage occurrences of food materials in pond water of indigenous striped dwarf catfish (*Mystus vittatus* Bloch, 1794) were presented in low saline earthen ponds.

### a. Chlorophyceae

*Volvox*, *Enteromorpha*, *Cladomorpha*, *Caetomorpha*, *Ulothrix*, *Spirogyra*, *Pediastrum*, *Chlorella* and *Tetraedron* were the most abundant genera.

### b. Myxophyceae

*Anabaena*, *Spirulina*, *Nostoc*, *Oscillatoria*, *Chroococcus*, *Gleocapsa* and *Merismopedia*, were the main encountered genera.

### c. Bacillariophyceae

*Coscinodiscus*, *Gyrosigma*, *Navicula*, *Nitzschia*, *Cyclotella*, *Melosira*, *Basilaria*, *Cymbella*, *Synedra* and *Pleurosigma* were important existed genera.

### d. Insect parts and larvae

Orthopteran and culicid larvae and parts of various insects were present.

### e. Fish parts and larvae

Different fish larvae and small fish parts were existed.

f. Rotifers and Cladocera

Brachionus of rotifers and Daphnia and Moina of Cladocera were most abundant genera.

g. Copepods

Cyclops and Calanus were the main identifiable food items.

h. Crustacean larvae

Nauplius larvae and Cypris larvae were common part.

Stomach fullness has been categorized into seven classes namely: as gorged, full, 3/4 full, 1/2 full, 1/4 full little and empty results of monthly analysis of feeding intensity have been represented in figure 3. The stomach fullness indices which have been determined  $14.63 \pm 3.43$ ,  $16.65 \pm 3.74$ ,  $17.56 \pm 3.74$ ,  $14.63 \pm 2.54$ ,  $16.80 \pm 2.34$ ,  $13.32 \pm 2.35$  and  $6.47 \pm 2.02$  respectively.

The mean percentage composition of different food in fish stomach is displayed in figure 1. Monthly percentage composition of food items in fish stomach is presented in figure 4. The major constituent of food in the stomach was Copepods ( $21.55 \pm 1.56$ ) followed by Bacillariophyceae ( $21.43 \pm 2.41$ ), Fish parts and larvae ( $12.85 \pm 0.96$ ), Insect parts and larvae ( $12.03 \pm 1.01$ ), Unidentified organic matter ( $11.27 \pm 1.12\%$ ), Chlorophyceae ( $8.61 \pm 1.51$ ), Myxophyceae ( $5.92 \pm 1.31$ ), Rotifers & Cladocera ( $4.26 \pm 1.20$ ) and Crustacean larvae ( $2.01 \pm 0.47$ ).

According to prey electivity index (E) of different food items is showed in figure 5. *M. vittatus* positively preferred Copepods ( $+0.53 \pm 0.05$ ), Bacillariophyceae ( $+0.31 \pm 0.06$ ), Fish parts and larvae ( $+0.17 \pm 0.11$ ), Insect parts ( $+0.06 \pm 0.07$ ) and larvae and Crustacean larvae ( $0.02 \pm 0.17$ ). Rotifers & Cladocera ( $-0.40 \pm 0.11$ ), Chlorophyceae ( $-0.45 \pm 0.09$ ) and Myxophyceae ( $-0.49 \pm 0.11$ ) were the negatively preferred prey items to the fish.

Growth performance of *M. vittatus* in terms of weight (g) and length (cm) is presented in figure 6. *M. vittatus* was attained average body weight  $26.50 \pm 1.20$  g ( $13.6 \pm 0.19$ cm) at harvest from  $1.02 \pm 0.69$ g ( $4.3 \pm 0.14$  cm) during 330 days of

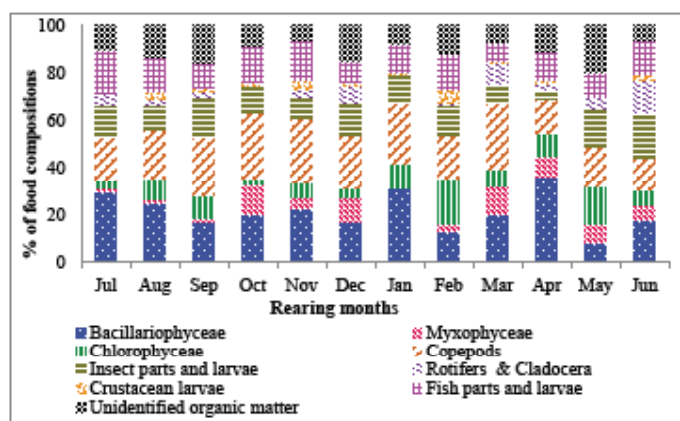


Figure 4: Percentage occurrences of food items in indigenous striped dwarf catfish (*Mystus vittatus* Bloch, 1794) stomach tested in low saline pond of Sundarban.

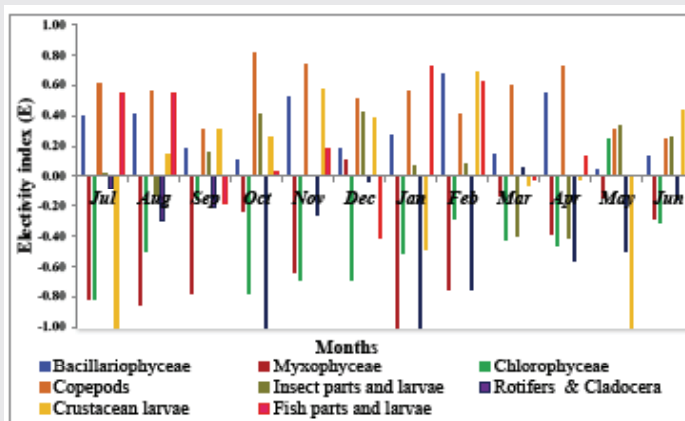


Figure 5: Prey electivity index (E) of prey items consumed by indigenous striped dwarf catfish (*Mystus vittatus* Bloch, 1794) in low saline pond.

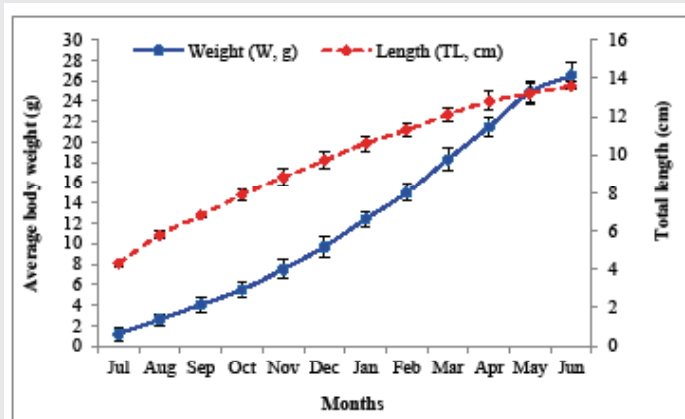


Figure 6: Growth performance of indigenous striped dwarf catfish (*Mystus vittatus* Bloch, 1794) tested in low saline pond.

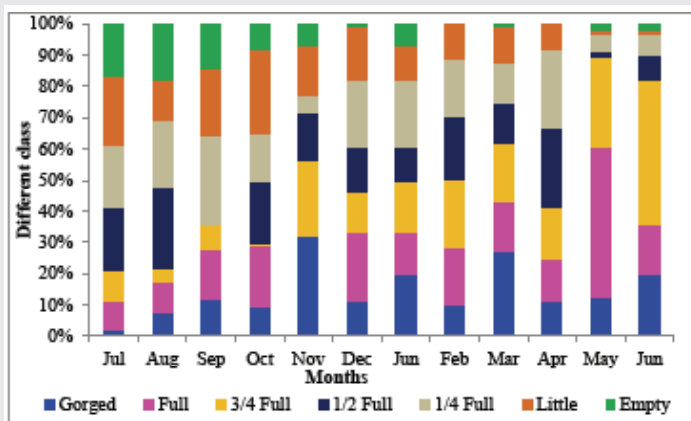


Figure 3: Feeding intensity of *Mystus vittatus* reared in low saline ponds.

rearing. Mean daily weight gain recorded was  $0.08 \pm 0.008$  g  $\text{day}^{-1}$  which ranged between 0.05 (December) and  $0.11 \text{g day}^{-1}$  (March). Average specific growth rate calculated was  $0.96 \pm 0.19$  %  $\text{day}^{-1}$  which varied between 0.20 during final month and  $2.5$  %  $\text{day}^{-1}$  during early month of rearing. Exponential value (b) of Length-Weight Relationship (LWR) was recorded to be 2.981 indicating isometric growth (Figure 7). The Fulton's condition factor (K) was noted  $1.14 \pm 0.046$  (Figure 8).

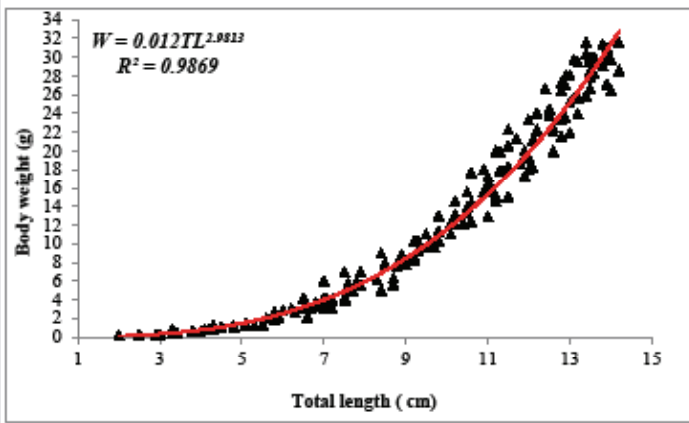


Figure 7: Length -weight relationship of indigenous striped dwarf catfish (*Mystus vittatus* Bloch, 1794) reared in low saline pond.

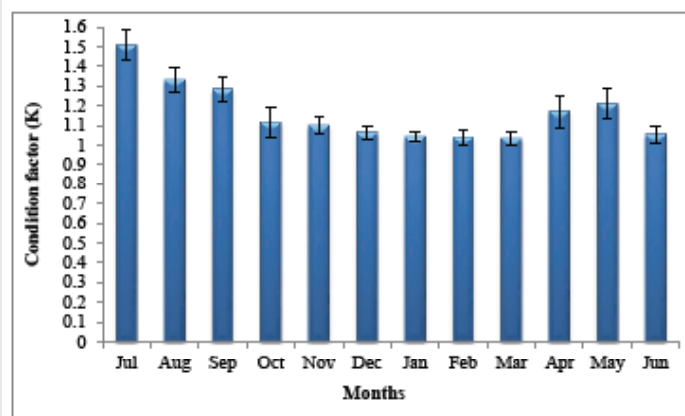


Figure 8: Fulton's condition factor (K) of indigenous striped dwarf catfish (*Mystus vittatus* Bloch, 1794) cultured in low saline pond.

## Discussion

Good water quality is very important factor to aqua-farming for optimum growth and survival of aquatic organism. Water temperature is a very important factor for fish distribution and aquatic organisms and their activity in the environment. Recorded water quality parameters in the present study were within optimum ranges in low saline polyculture pond of Indian Sundarban [28] and brackish water [29]. Salinity and temperature of Sundarban have most significant role as abiotic factors to regulate the fishery resources of this system [30]. Though *M. vittatus* is a freshwater catfish but growth and survival of fishes were good in low saline water as another freshwater catfish like *Mystus tengara* in such salinity regime at sundarban[28]. Nitrite-nitrogen ( $\text{NO}_2\text{-N}$ ) and ammonia-nitrogen ( $\text{NH}_4\text{-N}$ ) concentrations obtained lower than the critical level and nitrate-nitrogen ( $\text{NO}_3\text{-N}$ ) and phosphate-phosphorous ( $\text{PO}_4\text{-P}$ ) concentrations were much lower than fertilized ponds reported from Sundarban [31,32].

Order of dominance of Planktonic groups in the pond water in the present study corroborated with that reported from Sundarban [33,34]. Estuarine and coastal regions receive inputs from several primary production sources and detritus food webs as results these areas are extremely productive [35].

Being low nutrient input farming system depends on different natural resources might be considered as representative of the natural environment and existence of planktonic community structure resembling the natural environment is expected.

Higher feeding intensity in terms of stomach fullness in bigger fishes than smaller ones in the present study may be attributed to the fear of potential predators by the smaller fishes while feeding as they are more vulnerable and would rather feed more cautiously than their bigger counterpart [36]. Large fish may require more food to obtain the necessary energy for reproductive activity than smaller ones require for growth. Moreover, a wider mouth opening in larger fish helps to ingest relatively large quantity food items at a time [37]. Bhatt [38] has reported from Aligarh highest feeding intensity of *M. vittatus* has been observed during December- February but lowest feeding activity during March- June, prior to spawning. The feeding intensity is maximum during winter months and minimum in summer [15]. As earlier investigations, feeding intensity of *M. vittatus* was higher in winter and lowest in summer in present study.

Different types of food items are consumed by *M. vittatus* such as Copepods, Bacillariophyceae (diatoms), Fish parts and larvae, Insect parts and larvae, Unidentified organic matter, Chlorophyceae, Myxophyceae, Rotifers & Cladocera and Crustacean larvae and in their stomach indicated that fish preferred animal food materials. The present study revealed that the gut of this fish was mostly abundant with Copepods, Diatoms, Fish parts and larvae, Insect parts and larvae. Other food items eaten by *M. vittatus* were regarded as less abundantly. The study on the prey items of *M. vittatus* strongly suggested that this fish is an omnivorous. *M. vittatus* is an omnivorous cat fish, mainly feeds on fish are fishes, diatoms, insects, green algae, crustaceans, blue green algae, plant matter, worms, copepods, mollusks [17].

*M. vittatus* is a carnivorous fish and its food consists mainly of fishes, insects, green algae, blue green algae, diatoms and crustaceans were reported throughout the study period [16]. Singh et al. [15], has reported that preferred foods of fish are Copepods, Insect, Insect larvae, Crustacean larvae, Rotifers, Eggs of invertebrates, Daphnids, Cypris, Algae, Sand and mud, Fish fry and Unidentified food items.

Dissimilar orders of dominance of prey groups in the environment and the stomach, in the present study, indicate that *M. vittatus* is a selective feeder. Considering the complex nature of fish feeding ecology, electivity index (E) analysis is necessary to throw some light on food preferences. As per Ivlev's equation, E ranges from -1 to +1, where -1 to 0 stands for negative selection, while values 0 to +1 can be interpreted as positive selection of that prey item. Subsequent investigation [39] suggested that a true positive or negative prey selection can be interpreted only at values  $>+0.3$  or  $<-0.3$  respectively. In the present study *M. vittatus* actively selected Copepods ( $+0.53 \pm 0.05$ ) as most preferred as well as most dominant food material in stomach although it ranked 7<sup>th</sup> in numeric order of dominance in the water column (Figure 5). Bacillariophyceae ( $+0.31 \pm 0.06$ ) were found to be the truly selected second most

preferred as well as second most numerically dominant prey group in stomach in spite of ranking 3<sup>rd</sup> in the numeric order of dominance in ambient water. Fish parts and larvae (+0.17±0.11), Insect parts and larvae (+0.06±0.07) and Crustacean larvae (0.02±0.17) were also positively selected but cannot be considered as true selection because E values were +0.03 and 0. Rotifers & Cladocera, Chlorophyceae and Myxophyceae were significantly negative selection and truly avoided by *M. vittatus* in the present study.

Food habits of a species are significant in relation to their growth and propagation under specific biological conditions. There is no available information on growth of *M. vittatus* in low salinewater, so it is not possible to compare the present findings on growth with previous reports.

However, growth of *M. vittatus* in the present observation can be compared with earlier studies reported on different freshwater dwelling species of the genus *Mystus*. In extensive polyculture trials of tengara (*M.tengara*) higher growth was reported at stocking density of 5000 nos ha<sup>-1</sup> where fishes were grown from 1.38±1.02 g to 31.56±2.08 g (ADG: 0.09 g day<sup>-1</sup>; SGR: 0.95% day<sup>-1</sup>) in 360 days in low saline in low saline polyculture ponds of Indian Sundarbans [28]. In present study comparatively lower growth of *M.vittatus* may be attributed to insufficient food in such low input system. Growth performances of *M. vittatus* indicate that status is quite satisfactory. Length-weight relationships are of great importance in fisheries research because they provide information on population parameters [40] and also important in fisheries management for comparative growth studies [41]. Condition factor is used to compare the 'condition', 'fatness' or 'well-being' of fish and are based on the hypothesis that the heavier fish of a given length are in better condition. Condition factor data can be useful for proper management of culture systems as it provides the culturist with an indication of the conditions under which the organisms are growing. Exponent (b) value of length weight relationship in the present study indicated isometric growth of *M vittatus*. When the b parameter is equal to 3, growth is isometric and when it is less than or greater than 3, it is allometric [42]. More specifically, growth is positive allometric when organism weight increases more than length (b>3), and negative allometric when length increases more than weight (b<3) [43]. Isometric growth (b=2.981) and good condition factor (1.14±0.046) of *M. vittatus* in the present study indicated no severe competition for food and space in spite of being cultured with other fish. Exponent value (b) of LWR and condition factor in the present study corroborated with that reported from Indian Sundarban [28] indicating almost equal health status in low saline environment.

## Conclusion

It may be concluded from the present study that *M. vittatus* can be reared along with other existing finfish in low saline ponds of Sundarbans for profitable polyculture and to improve fish production in homestead ponds. Growth and health conditions of freshwater catfish, *M. vittatus* were good in low saline water of Indian Sundarban. *M. vittatus* is an omnivorous small bagrid and it mostly preferred food as Copepods,

Bacillariophyceae, Fish parts and larvae, Insect parts and larvae and Crustacean larvae.

## Acknowledgement

The authors are extremely thankful to the authorities of Techno India University, Salt Lake, Kolkata, India for providing financial support laboratory facilities. The authors are deeply thankful to the faculty members, Professors, supporting staffs and colleagues for their continuous encouragement, priceless research comments, valuable guidance and important suggestions.

## References

- Craig JM, Halls AS, Barr JJF, Bean CW (2004) The Bangladesh floodplain fisheries. *Fish Res* 66: 271-286. [Link: https://goo.gl/dqcNzW](https://goo.gl/dqcNzW)
- Kibria G, Ahmed K KU (2005) Diversity of selective and nonselective fishing gear and their impact on inland fisheries in Bangladesh. *NAGA ICLARM Quarterly* 28: 43-48. [Link: https://goo.gl/JAh1jo](https://goo.gl/JAh1jo)
- Hossain MY, Ahmed ZF, Leunda PM, Jasmine S, Oscoz J, et al. (2006) Condition, length-weight and length-length relationships of the Asian striped catfish *Mystus vittatus* (Bloch, 1794) (Siluriformes: Bagridae) in the Mathabhanga River, Southwestern Bangladesh. *J Appl Ichthyol* 22: 304-307. [Link: https://goo.gl/jeZ84F](https://goo.gl/jeZ84F)
- Daniels RJR (2002) *Freshwater fishes of Peninsular India*. Universities Press Hyderabad India 288. [Link: https://goo.gl/4WbRkA](https://goo.gl/4WbRkA)
- Chattopadhyay S, Nandi S, Saikia SK (2014) Mouth morphometry and architecture of freshwater cat fish *Mystus vittatus* Bloch (1974) (Siluriformes, Bagridae) in relation to its feeding habit. *J Sc Res* 6:169-174. [Link: https://goo.gl/pYhzrA](https://goo.gl/pYhzrA)
- Gupta S, Banerjee S (2012) Indigenous ornamental fish: a new boon in ornamental fish trade of West Bengal. *Fishing Chimes* 32: 130-134. [Link: https://goo.gl/cvAmQ4](https://goo.gl/cvAmQ4)
- Gupta S, Banerjee S (2014) Indigenous ornamental fish trade of West Bengal. *Narendra Publishing House New Delhi* 63. [Link: https://goo.gl/32EUHO](https://goo.gl/32EUHO)
- Rao LM, Durga Prasad, NHK (2002) Comparative studies on the food and feeding habits of *Therapon jarbua* (Forsk.) in relation to aquatic pollution. *Ind J Fish* 49: 199-203.
- Joadder Md AR (2014) Seasonal Occurrence of Food and Feeding Habit of *Labeo bata* (Hamilton) (Cypriniformes :Cyprinidae). *J Sc Found* 12: 7-15. [Link: https://goo.gl/lk3TwY](https://goo.gl/lk3TwY)
- Sarkar UK, Deepak PK (2009) The diet of clown knife fish *Chitala chitala* (Hamilton–Buchanan) an endangered Notopterid from different wild population (India). *Elec J Ichthyol* 1: 11–20. [Link: https://goo.gl/7Unh1h](https://goo.gl/7Unh1h)
- Adrian IDF, Barbieri G, Espectroalimentar, E, variaçõesazonale (1996) especialnacomposição da dieta de *Parauchenipterusgaleatus* L. (Siluriformes, Auchenipteridae) naregião do reservatório de Itaipu. *Braz J Biol Form Revista.Bras Biolog* 56: 409-422.
- Al-Akel AS (2003) Selection of food on different size groups of *Poecilia latipinna* (Lesueur, 1821) from Alhasa of Saudi Arabia. *Saudi J Biol Sc* 10: 3-11.
- Azevedo P (1972) Principaispeixes das águasinteriores de São Paulo hábitos de vida. In: ComissãoInterestadual da Bacia Paraná-Uruguaí. *Poluição e Piscicultura: Notas Sobre Poluição, Ictiologia e Piscicultura*. Facul deSaúd Públicada USP São.Paulo 109-112.
- Ageili IM, Al-Akel AS, Suliman EM (2013) Seasonal variations in food selectivity, condition factor and the hepatosomatic and gonadosomatic indices in the endangered killifish *Aphanius dispar dispar* (Teleostei:

- Cyprinodontidae) in Alhasa, Saudi Arabia. *Life Sc J* 10: 443-449. [Link: https://goo.gl/KwDgc8](https://goo.gl/KwDgc8)
15. Singh NP, Dwivedi RK, Tripathi VP, Tripathi PN (2015) Food and feeding habits of a fresh water catfish *Mystus vittatus* (Bloch.) in the Ghaghra belt of Eastern UP. *J Exp Zool Ind* 18: 489-493. [Link: https://goo.gl/u5CVkP](https://goo.gl/u5CVkP)
  16. Victor Raj, M Sivakumar R, Mathialagan R (2014) Food and feeding habit and length-weight relationship of the Asian striped catfish *Mystus vittatus* (Bloch 1794) (Siluriformes: Bagridae) in the Vadavar River, Lower Anicut, Tamil Nadu. *Ind J Sc* 8: 55-64. [Link: https://goo.gl/GnsUKZ](https://goo.gl/GnsUKZ)
  17. Chaklader Md R, Nahar A, Siddik MAB, Sharker R (2014) Feeding Habits and Diet Composition of Asian Catfish *Mystus vittatus* (Bloch, 1794) in Shallow Water of an Impacted Coastal Habitat. *World J Fish & Mar Sc* 6: 551-556. [Link: https://goo.gl/dVqtVX](https://goo.gl/dVqtVX)
  18. APHA (1998) Standard Methods for the Examination of Water and Wastewater 20th ed American Public Health Association Washington DC USA. [Link: https://goo.gl/OuUXIJ](https://goo.gl/OuUXIJ)
  19. Jhingran VG, Natarajan AV, Banerjee SM, David A (1969) Methodology on reservoir fisheries investigation in India. Central Inland Fisheries Research Institute Barrackpore India, Bulletin No: 12-10.
  20. Prescott (1961) *Algae of the Western Great Lakes Area* WMC Brown Company Publishers Dubuque IA USA 990. [Link: https://goo.gl/DydyhJ](https://goo.gl/DydyhJ)
  21. Pillay TVR (1952) A critique of the methods of study of food of fishes. *J Zool Soc Ind* 4: 181-199.
  22. Hynes HBN (1950) The food of freshwater sticklebacks (*Gasterosteus aculeatus* and *pygosteus pungitius*) with a review of methods used in studies of the food of fishes. *J Animal Ecol* 19: 36-58. [Link: https://goo.gl/SMv5ws](https://goo.gl/SMv5ws)
  23. Jacobs J (1974) Quantitative measurement of food selection – A modification of the Forage Ratio and the Ivlev's Electivity Index. *Ecologia* 14: 413-417. [Link: https://goo.gl/O12a9D](https://goo.gl/O12a9D)
  24. Brown ME (1957) *The Physiology of Fishes* Vol 1 Academic Press Inc New York pp 447. [Link: https://goo.gl/49oPOI](https://goo.gl/49oPOI)
  25. Le Cren ED (1951) The length-weight relationships and seasonal cycle in gonad weight and condition in the perch (*Perca fluviatilis*). *J Anim Ecol* 20: 201–219. [Link: https://goo.gl/31KQfD](https://goo.gl/31KQfD)
  26. Chow S, Sandifer PA (1991) Differences in growth, morphometric traits, and male sexual maturity among Pacific white shrimp *Penaeus vannamei* from different commercial hatcheries. *Aquacult* 92: 165-179. [Link: https://goo.gl/9eDvPT](https://goo.gl/9eDvPT)
  27. Duncan DB (1955) Multiple range and multiple F-test *Biometrics* 11: 1–42. [Link: https://goo.gl/qffzfl](https://goo.gl/qffzfl)
  28. Mondal A, Sundaray JK, Bhattacharyya SB, Chakravarty D, Zaman, S (2017) Growth Performance, Feeding Ecology and Prey Preference of Bagrid Catfish, *Mystus Tengara* (Hamilton, 1822) in Low Saline Polyculture Ponds of Indian Sundarbans. *Int J Aqua Fish Sc* 3: 001-008. [Link: https://goo.gl/2CuSx4](https://goo.gl/2CuSx4)
  29. Chakraborti RK, Sundaray JK, Ghoshal TK (2002) Production of *Penaeus monodon* in the tide fed ponds of Sundarban. *Ind J Fish* 49: 419–426. [Link: https://goo.gl/68rzoe](https://goo.gl/68rzoe)
  30. Gopalakrishnan V (1973) An assessment of the prawn fishery of the seaward reaches of the Hooghly estuary. *J Mar Biol Assoc Ind* 15: 406-418.
  31. Saha, SB, Bhattacharyya SB, Mitra A, Choudhury A, (2001) Quality of shrimp culture farm effluents and its impact on the receiving environment. *Bangla J Zool* 29: 139-149.
  32. Biswas G, De D, Thirunavukkarasu AR, Natarajan M, Sundaray JK et al. (2012) Effects of stocking density feeding fertilization and combined fertilization-feeding on the performances of striped grey mullet (*Mugil cephalus* L.) fingerlings in brackish water pond rearing systems. *Aquacult* 338-341: 284–292. [Link: https://goo.gl/AfUkfe](https://goo.gl/AfUkfe)
  33. Dutta S, Maity S, Bhattacharyya SB, Sundaray JK, Hazra S (2014) Diet composition and intensity of feeding of *Tenualosa ilisha* (Hamilton 1822) occurring in the Northern Bay of Bengal India. *Proc Zool Soc Ind.* [Link: https://goo.gl/h3C5zk](https://goo.gl/h3C5zk)
  34. Mondal A, Chakravarty D (2016) Grow-out performance, length-weight relationship and variation in condition of all male Nile tilapia (*Oreochromis niloticus* Linnaeus 1758) from low saline fertilize earthen ponds of Indian Sundarbans. *Int J Biol Res* 1: 28-33. [Link: https://goo.gl/JLvSv2](https://goo.gl/JLvSv2)
  35. Kennedy VS (1990) Anticipated effects of climate changes on estuarine and coastal fishes. *Fisher* 15: 16-24. [Link: https://goo.gl/O3tFKR](https://goo.gl/O3tFKR)
  36. Akpan AW, Isangedighi IA (2004) Aspects of the Feeding Ecology of three Species of *Pseudotolithus* (Sciaenidae) in the inshore waters of Southeastern Nigeria East of the Niger Delta Nigeria. *J Aqua Sc* 192: 51-58. [Link: https://goo.gl/RyOOD8](https://goo.gl/RyOOD8)
  37. Isangedighi I, Uudo PJ, Ekpo IE (2009) Diet composition of *Mugil cephalus* (pisces: mugilidae) in the Cross River estuary Niger delta Nigeria. *Nig J Agricul Food & Env* 5: 10-15. [Link: https://goo.gl/PbSHkw](https://goo.gl/PbSHkw)
  38. Bhatt VS (1971) Studies on the biology of some freshwater fishes. Part V. *Mystus vittatus* (Bloch). *J Bomb Nat Hist Soc* 68: 556-572. [Link: https://goo.gl/2lwOyi](https://goo.gl/2lwOyi)
  39. Lazzaro X (1987) A review of planktivorous fishes their evolution feeding behavior selectivities and impacts. *Hydrobiol* 146: 97–167. [Link: https://goo.gl/jeNpPi](https://goo.gl/jeNpPi)
  40. Ecoutin JM, Albaret JJ, Trape S (2005) Length–weight relationships or fish populations of a relatively undisturbed tropical estuary: The Gambia. *Fish Res* 72: 347–351. [Link: https://goo.gl/CjXkPs](https://goo.gl/CjXkPs)
  41. Moutopoulos DK, Stergiou KI (2002) Length–weight and length– length relationships of fish species from Aegean Sea (Greece). *J Appl Ichthyol* 18: 200-203. [Link: https://goo.gl/zYd9s8](https://goo.gl/zYd9s8)
  42. Enin U (1994) Length-weight parameters and condition factor of two West African Prawns. *Review Hydrobiol Trop* 27: s121-127. [Link: https://goo.gl/sHiF2o](https://goo.gl/sHiF2o)
  43. Wootton RJ (1992) *Fish ecology tertiary level biology* Blackie London 212.